



Fungi

A Savory Card Game for 2 players ages 10 and up by Brent Povis

INTRODUCTION

You stand in the middle of the forest and take in a deep breath of fresh air. You can feel that today must be your lucky day. Over the last week sunshine and rain have taken turns to create the perfect environment for a luscious harvest of savory mushrooms. Advice from the local populace is also giving you a boost in confidence. Equipped with a large basket, you started early in the day – before dawn under the glow of moonlight. You even packed a pan, some butter and cidre so that the reward come nightfall will be a feast around your campfire of all the savory mushrooms you have gathered. It is going to be a beautiful day!

COMPONENTS

86 Forest cards



Honey fungus Tree Ear Lawyer's Wig Shiitake Hen of the Woods Birch bolete Porcini Chanterelle



Morels Fly agaric Butter Cidre Pan Basket Moon Back

8 Night cards



Back



18 Sticks



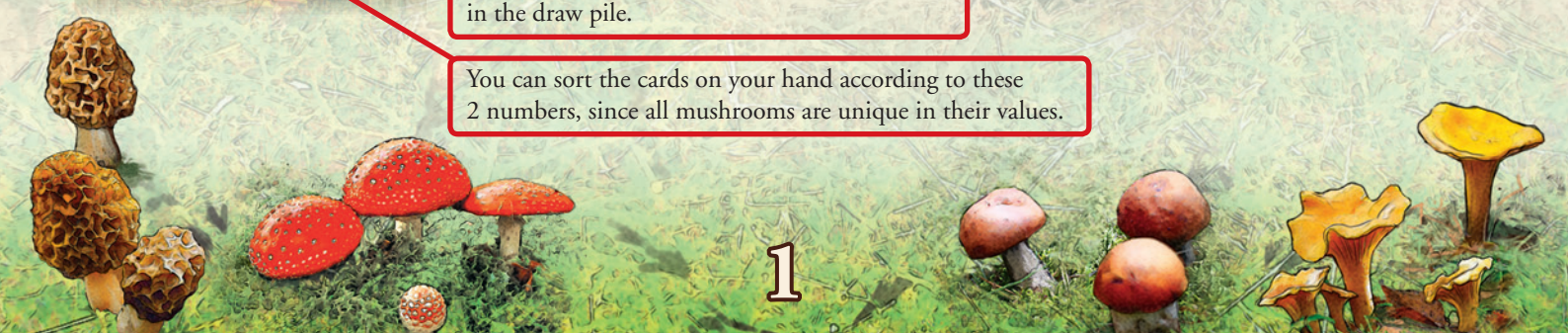
1 Pair of Shoes



6 Overview Cards

This number tells you how often this card is in the draw pile.

You can sort the cards on your hand according to these 2 numbers, since all mushrooms are unique in their values.



SETUP

First, take 2 *Pans* from the Forest cards and put them aside for now. Shuffle all the rest of the Forest cards and put them as a draw pile on one side of the table. Make sure there is enough room beside it for a discard pile.

Reveal 8 cards from the draw pile of the Forest cards and with them, form a line between you two. These cards are called the **Forest**. The two cards that are farthest away from draw pile of the Forest cards are the immediate area in front of your feet. To signify this, put the pair of shoes card horizontally in front of these two cards. Keep a little space next to these two cards as well for the decay pile. (At the end of the rules you can also find an alternate way of forming the Forest.)


Shuffle the 8 **Night cards** and put them in a face down pile next to the draw pile of the Forest cards.

Also put the pile of **Sticks** next to these piles.

Now each player receives the following items:

- **3 Overview Cards:** On 1 card you can see the actions that are available to you on your turn, on the other you can see what you have to do at the end of your turn. On the 3rd card you can find a summary of all cards and their values.
- **1** of the 2 *Pans* that have been put aside earlier during setup. Put it in front of you in your display.
- **3 Forest cards** of the draw pile. This will be your **hand** at the beginning of the game. Should you draw one of these three cards do the following:
 - *Basket:* Put this card into your display. Do not draw a replacement card.
 - *Moon:* Put this card on the discard pile and draw a **Night card** into your hand as a replacement.
 - *Fly agaric:* Put this card on the discard pile. Do not draw a replacement card.

Whoever last had mushrooms for dinner, will be the start player.



FLOW OF PLAY

Goal of the Game

In a game of *Fungi* you try to collect the most delicious mushrooms and roast them gently in a *pan*. With *butter* and *cidre* you can refine your meal. For preparing mushrooms you will earn **Flavor points**. The player who was able to receive the most Flavor points by game's end, will be the winner.

Forest cards and Decay pile:

Forest cards are the main cards of this game. Special functions of each type of card are explained in separate boxes.

At the end of each turn, 1 Forest card will go to the decay pile.

For a short while now, this card and others - maybe even a few at a time - will still be accessible before they will finally be discarded and out of reach.

On your turn

On your turn you must do **1 of the following 5 Actions**, you cannot pass voluntarily:

- Take 1 card out of the Forest
- Take all the cards out of the decay pile
- Cook 3 or more identical types of mushrooms
- Sell 2 or more identical types of mushrooms
- Put down 1 *Pan*

If you cannot perform any one of those actions, your opponent will carry out 1 action after the other until you can act again. Try to avoid such situations by closely observing your hand limit (see next part)!



A) Take 1 card out of the Forest

Take 1 card out of the Forest and put it in your hand (Exception: *Basket*, *Moon* and *Fly agaric* – see below).

Take heed of your **Hand limit**. At the beginning it's 8 cards – that means you may never have more than 8 cards in your hand at all times. You can extend your hand by playing *Baskets* (For details see the box *Basket*).



Basket: A *Basket* will never be part of your hand. Immediately put it into your display. Therefore it never counts towards your hand limit. Each *Basket* will immediately extend your limit by 2 cards. So with 2 *Baskets* in your display, your limit would be 12 cards.

If you choose this action, you will have two options:

A1) Take 1 card from the immediate area in front of your feet

Take 1 card out of the Forest that is in front of the pair of shoes. This area is immediately in front of you and gathering is very simple.

A2) Take 1 card out of the Deep Forest

Take 1 card into your hand that is deeper into the Forest – these are the 6 cards that are not in front of your shoes. To gather such a mushroom you have to expend **1 or more Sticks**. The first card that is deeper into the Forest (i.e. comes right after the shoes) costs 1 Stick, the card after that 2 Sticks and so on. The card that's deepest into the Forest therefore costs 6 Sticks. Put all expended Sticks back onto their pile (on the next page).



Stick: *Sticks* are neither *Forest* nor *Night* cards. They never go into your hand and never count towards your limit. With action *D) Sell 2 or more identical types of mushrooms* you can gain *Sticks*. You need them for action *A2) Take 1 card out of the Deep Forest*.

For both the actions A1) and A2) remember: If you take a *Moon* card, put the card onto the discard pile and draw a *Night* card instead (For details see the box *Moon*). A card *Basket* or *Fly agaric* will always go right into your display. They never go into your hand and don't count towards your limit (For details see the boxes *Basket* and *Fly agaric*).



Moon: Mushrooms gathered under the glow of moonlight are even more delicious ... If you take a *Moon* card, put the card onto the discard pile and draw a *Night* card instead. Each type of mushroom (apart from the *Morels* and the *Fly agaric*) has 1 corresponding *Night* card. These cards count as 2 mushrooms, but only as 1 card for your limit. Therefore, for action *C) Sell 2 or more identical types of mushrooms* 1 *Night* card would suffice.



Fly agaric: A *Fly agaric* will never be in your hand. Immediately put it into your display. Therefore it never counts towards your hand limit. If the *Fly agaric* is one of the (max. 4) cards of the decay pile (see action B), take all other cards into your hand.

In each case you immediately have to trim your hand down to exactly 4 cards after this, *Baskets* do still work, however. Therefore, should you have 2 *Baskets* in your display, you have to trim your hand down to 8 cards. All cards removed this way go onto the discard pile. If you are already at or below this new limit, you may not voluntarily discard your cards.

This new limit will be in effect until the end of your next turn, after which the *Fly agaric* will go to the discard pile and your old limit will again be in effect. In the right moment, the *Fly agaric* can be used to your advantage to get rid of unwanted cards!

B) Take all the cards out of the decay pile

Take all the cards out of the decay pile (between 1 and 4 cards after the 1st turn of the game): Resolve all the *Moon*, *Basket* and *Fly agaric* cards as described under A) and put all the other cards into your hand. Take heed of your hand limit.

Note: If you have reached your hand limit, you may still take up to 3 cards from the decay, so long as it contains at least 1 *Basket*. It will immediately go to your display, so that your hand limit is increased by 2 – allowing you to take the other cards into your hand. However, if the decay is comprised of 4 cards, the decay would have to contain 2 *Baskets*.





For the *Birch bolete* or the *Pan* you would not have to expend any Sticks. The *Butter* costs 1 Stick, the *Moon* 5 Sticks. If you take the decay, you would have to take both cards. You can only do this if this would not bring you over your hand limit.



Decay pile

C) Cook 3 or more identical types of mushrooms

As soon as you have 3 or more identical types of mushrooms in your hand, you can decide to cook them. To cook them play these cards onto an empty *Pan* in your display or play an empty *Pan* into the display together with the mushrooms. Mushrooms and *Pans* will stay together in your display until the end of the game. During the course of the game you will not be able to cook any more mushrooms into this *Pan* nor will you be able to reuse the *Pan*.

During your turn you can **only cook 1 type of mushroom**.



Pan: You cannot cook mushrooms without a *Pan*! Be sure to never run out! You start the game with 1 *Pan* in your display and with actions C) and E) you can get even more *Pans* out!



Butter and Cidre: If you manage to cook 4 or more identical types of mushrooms (Night cards again count as 2), you may also put 1 *Butter* in the *Pan*; if you manage to cook 5 or more identical types of mushrooms, you may instead put 1 *Cidre* into the *Pan*. Following this pattern it is possible to put 2 *Butter* into the *Pan* if you manage to cook 8 or more identical types of mushrooms, or with 9 or more identical 1 *Butter* and 1 *Cidre*, and if you manage to cook 10 or more identical mushrooms at once, you may even add 2 *Cidre*.

Each *Butter* will yield 3 additional Flavor points, each *Cidre* will yield 5.

You cannot add *Butter* or *Cidre* after you have cooked the mushrooms. They have to be played in action C) together with the mushrooms.

Mushrooms: The cooking of these delicious forest fruits is the goal of this game. In the boxes on the upper left and right of each card right below the little *pan* symbol you can see exactly how many Flavor points you will get for each cooked mushroom at the end of the game. Whoever has more of these points by game's end will be the winner.

Should you have cooked 4 *Birch boletes* for example – using 2 Forest cards and 1 Night card –, you will have gained 12 Flavor points at the end of the game.



D) Sell 2 or more identical types of mushrooms

If you have 2 or more identical types of mushrooms in your hand you may **sell** them to **gain Sticks**. Put 2 or more identical types of mushrooms onto the discard pile and count how many Sticks you will gain. Put the Sticks into your display. The amount of Sticks you will gain for each mushroom, is denoted by the number underneath the little stick symbol in the boxes on the upper left and right of each card. As an example: If you sell 3 *Shiitake* (1 Forest and 1 Night card), you will gain 6 Sticks. During your turn you can **only sell 1 type of mushroom**.

Should you ever run out of Sticks, just use some other form of marker temporarily.



E) Put down 1 Pan

Put down 1 *Pan* into your display. During a later turn you can use it in action C) *Cook 3 or more identical types of mushrooms*.

After your turn After your turn perform the following 3 steps in order:

1. No matter what action you took put the card that is closest to the decay pile **onto the decay pile**. Make sure that the cards on there are not perfectly aligned so you can always tell all the cards in the pile. The decay pile may **never consist of more than 4 cards**. Should a 5th card try to enter the pile – discard all previous 4 cards into the discard pile and begin a new decay pile with the 5th card.
2. **Slide the cards of the Forest towards the decay pile**, so that there are again 2 cards in front of the pair of shoes.
3. **Replenish the Forest to contain 8 cards**. Draw 1 or 2 Forest cards and put them into the Deep Forest, farthest away from the pair of shoes. You will not be able to perform this last step, once the game nears completion.

Now your turn is over, and play passes to your opponent.



END OF GAME

The game will end **immediately** as soon as **the last card from the Forest** has been taken.

Now count the Flavor points of all the mushrooms you managed to cook. In the boxes on the upper left and right of each card right below the little pan symbol you can see exactly how many Flavor points you will get for each cooked mushroom. Note that Night cards will yield double the points. Also count the additional points that you gain from *Butter* and *Cidre*. The skilled mushroom gatherer who has managed to gain more **Flavor points** will be the **Winner**. In case of a tie, whoever has managed to cook the greatest amount of mushrooms will be the winner. (Night cards still count as 2, *Cidre* and *Butter* do not count).

Enjoy your meal.



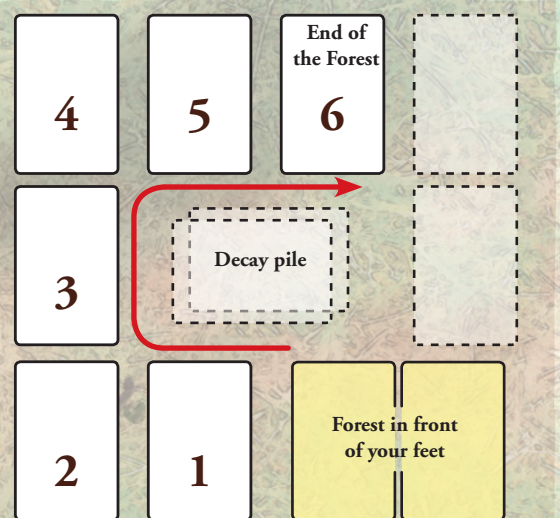
Calculation of Flavor points:

Lawyer's Wig: 6, *Porcini* with *Butter*: 18, *Hen of the Woods*: 12, total: 36 Flavor points

ALTERNATE WAY OF FORMING THE FOREST

To decrease the handling of the Forest at the end of your turn you can use this alternate way of forming the Forest:

Again, use the pair of shoes to mark the immediate Forest area in front of your feet. If you take a card that is in the immediate Forest area, then after your turn you only have to draw 2 Forest cards and put them at the end of the Forest and then slide the pair of shoes to the 2 cards at the start of the Forest on the other end. If you took a card from the Deep Forest (Cards 1 through 6), you first have to close the gap in the Forest by sliding the cards together.



GLOSSARY OF MUSHROOMS



Amanita muscaria: *Fly agaric*; one of the most famous poisonous mushrooms, in earlier times it was sometimes used as an edible mushroom in Japan (and even in the area of Hamburg)



Coprinus Comatus: *Lawyer's Wig*; as a young mushroom very edible, has to be cooked after gathering very quickly or will dissolve and become unedible.



Armillaria mellea: *Honey fungus*; in its raw form poisonous, becomes edible when cooked and often seen in meals.



Grifola frondosa: *Hen of the Woods*; known and loved as Maitake in Japan.



Auricularia auricula: *Tree ear*; highly regarded edible mushrooms especially in asian cuisine.



Leccinum scabrum: *Birch bolete*; edible mushroom that is under Conservation in Germany.



Boletus edulis: *Porcini*; highly regarded edible mushrooms even during the days of Rome. Hard to cultivate.



Lentinula edodes: *Shiitake*; one of the most cultivated edible mushrooms; in China and Japan also sought for its supposed medicinal purposes



Cantharellus cibarius: *Chanterelle*; highly regarded edible mushroom since antiquity; is currently suffering from the effects of environmental pollution.



Morchella esculenta: *Morel*; a highly regarded edible mushroom that is under Conservation in Germany

If you want to know more about mushrooms, get a guide and get in the woods!

CREDITS

Gamedesign: Brent Povich · **Illustration:** Jarek Nocon · **Graphikdesign:** Hans-Georg Schneider · **Realisation:** Klaus Ottmaier · **English Translation:** Benjamin Schönheiter
Pegasus Spiele thanks Ben O'Steen (for the alternate forest), Sandra Droll, Stefan Malz and Daniela Reh. · Pegasus Spiele GmbH, Am Straßbach 3, 61169 Friedberg, Deutschland, under license of Two Lanterns Games. Copyright © 2014 Pegasus Spiele GmbH. Alle Rights reserved.
Reprinting and publishing of game rules, game components, or illustrations without owner's permission is prohibited.



Wir machen Spaß!
www.pegasus.de



Pegasus Spiele